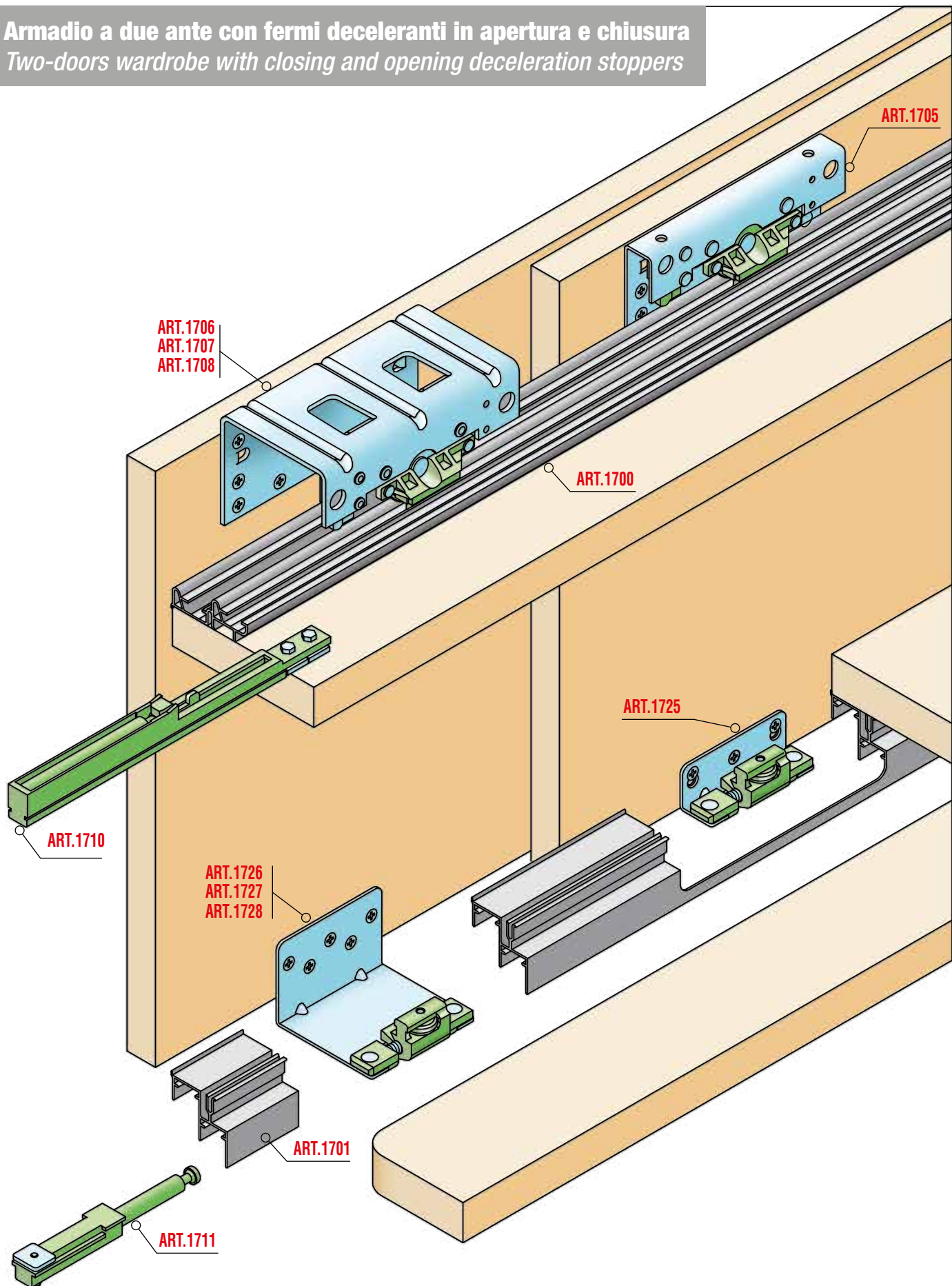




Sistemi scorrevoli per armadi / sliding systems for wardrobes

Armadio a due ante con fermi deceleranti in apertura e chiusura Two-doors wardrobe with closing and opening deceleration stoppers



SERIE 1700 Il regolabile ammortizzato

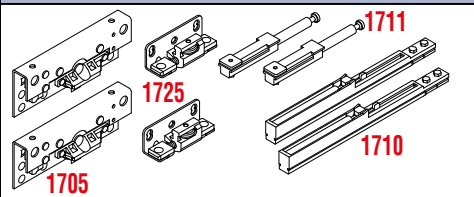
SERIES 1700 Soft closing adjustable system



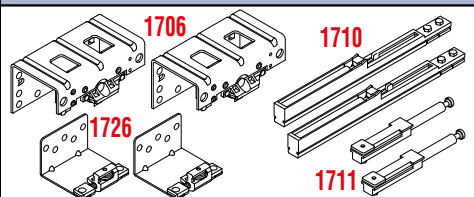
Sistemi scorrevoli per armadi / sliding systems for wardrobes

Sezione verticale / Vertical section

KIT 1705-1725 - MAX 80 KG



KIT 1706-1726 - MAX 80 KG

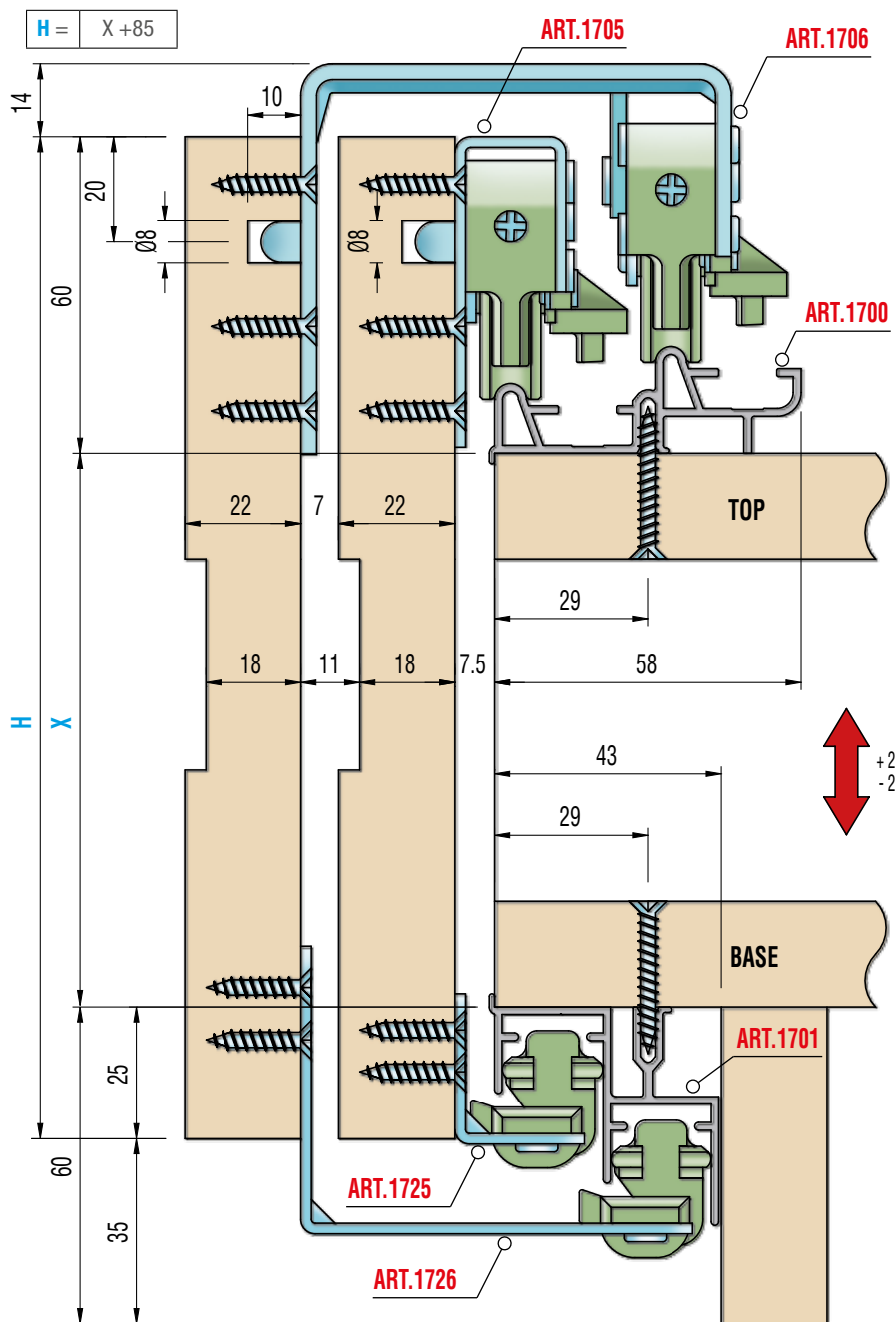


Legenda KIT / Kit Legend

1705	Carrello superiore per anta interna Upper truck for inner door
1706	Carrello superiore per anta esterna Upper truck for outer door
1725	Guida inferiore per anta interna Lower guide for inner door
1726	Guida inferiore per anta esterna Lower guide for outer door
1710	Fermo ammortizzato superiore Soft closing upper stopper
1711	Antisaltellamento inferiore Soft closing lower stopper

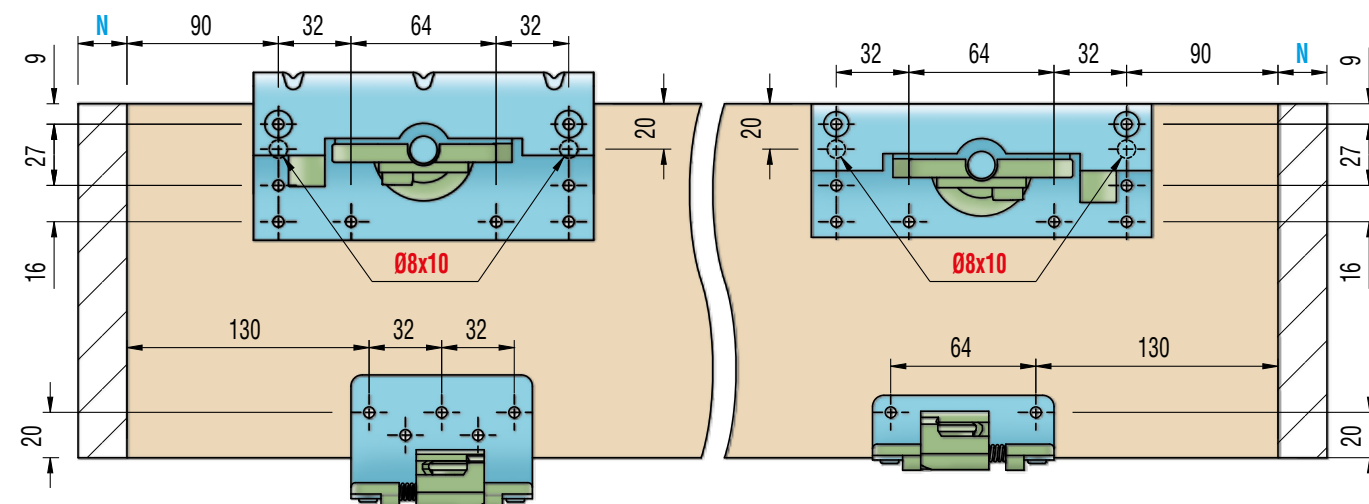
Legenda altri componenti Legend other items

1700		Profilo alluminio superiore Upper aluminium profile
1701		Profilo alluminio inferiore Lower aluminium profile
1702		Profilo alluminio superiore con alzatina 60mm Upper aluminium profile with rise 60mm



Schema Foratura ante / Doors drilling

N = SORMONTO SPALLA MOBILE / WARDROBE SIDE OVERLAP





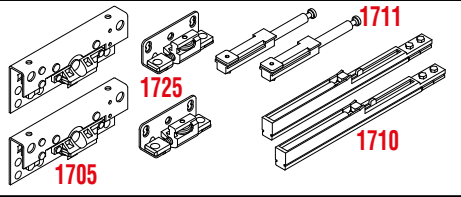
SERIE 1700 Il regolabile ammortizzato

SERIES 1700 Soft closing adjustable system

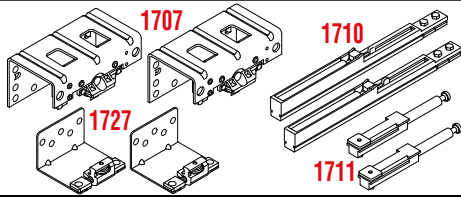
Sistemi scorrevoli per armadi / sliding systems for wardrobes

Sezione verticale / Vertical section

KIT 1705-1725 - MAX 80 KG



KIT 1707-1727 - MAX 80 KG

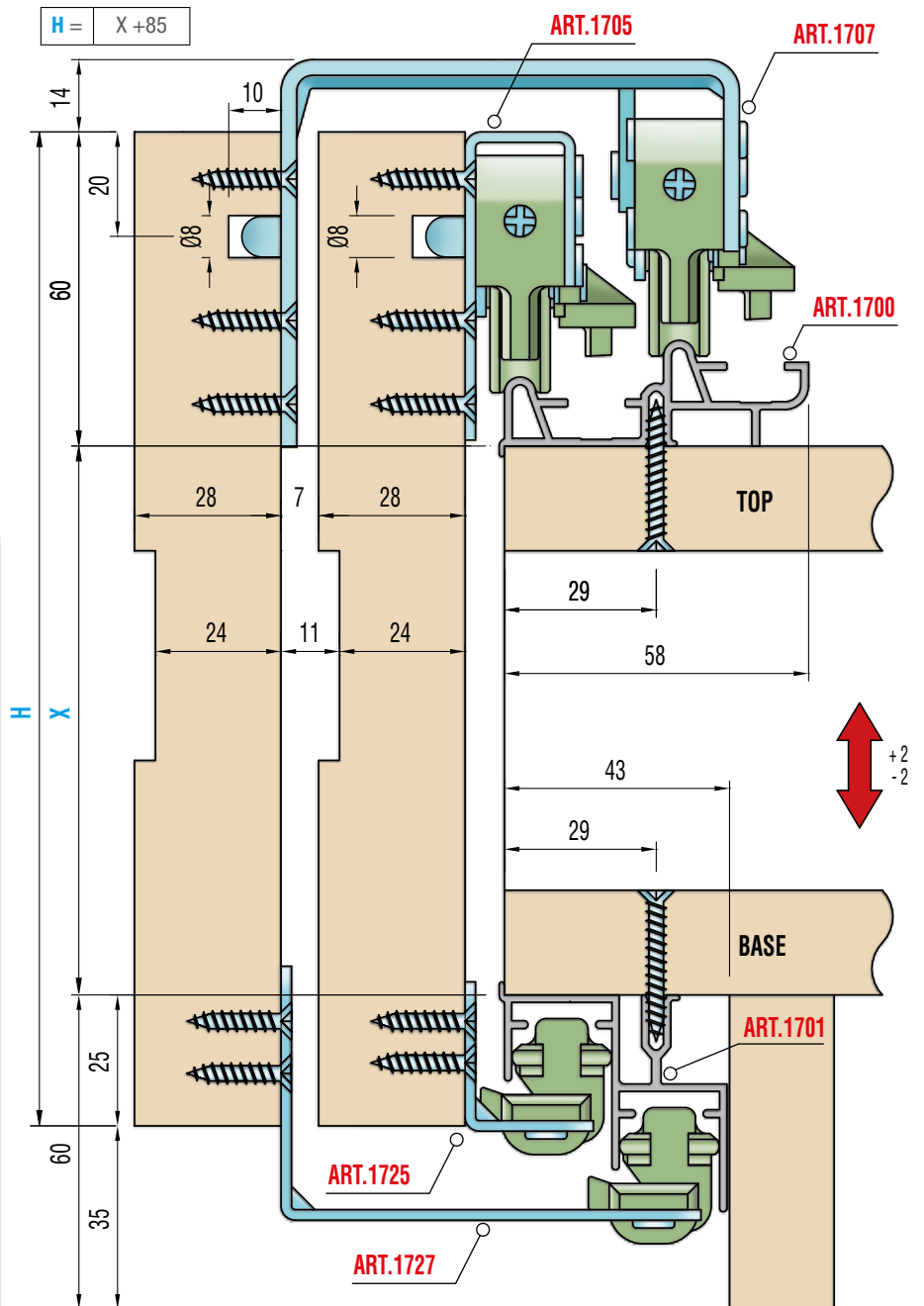


Legenda KIT / Kit Legend

1705	Carrello superiore per anta interna Upper truck for inner door
1707	Carrello superiore per anta esterna Upper truck for outer door
1725	Guida inferiore per anta interna Lower guide for inner door
1727	Guida inferiore per anta esterna Lower guide for outer door
1710	Fermo ammortizzato superiore Soft closing upper stopper
1711	Antisaltellamento inferiore Soft closing lower stopper

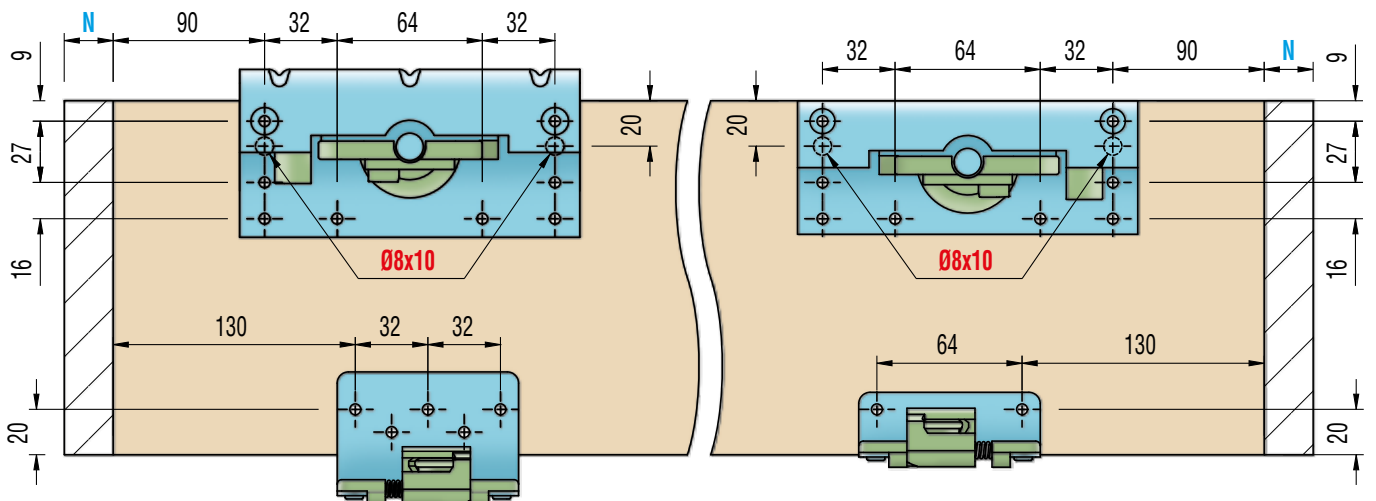
Legenda altri componenti Legend other items

1700		Profilo alluminio superiore Upper aluminium profile
1701		Profilo alluminio inferiore Lower aluminium profile
1702		Profilo alluminio superiore con alzata 60mm Upper aluminium profile with rise 60mm



Schema Foratura ante / Doors drilling

N = SORMONTO SPALLA MOBILE / WARDROBE SIDE OVERLAP



SERIE 1700 II regolabile ammortizzato

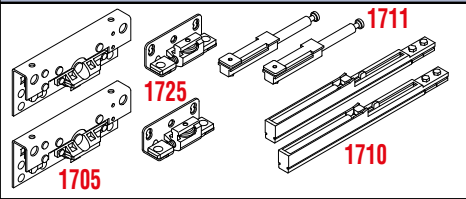
SERIES 1700 Soft closing adjustable system



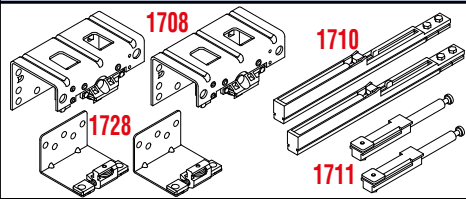
Sistemi scorrevoli per armadi / sliding systems for wardrobes

Sezione verticale / Vertical section

KIT 1705-1725 - MAX 80 KG



KIT 1708-1728 - MAX 80 KG

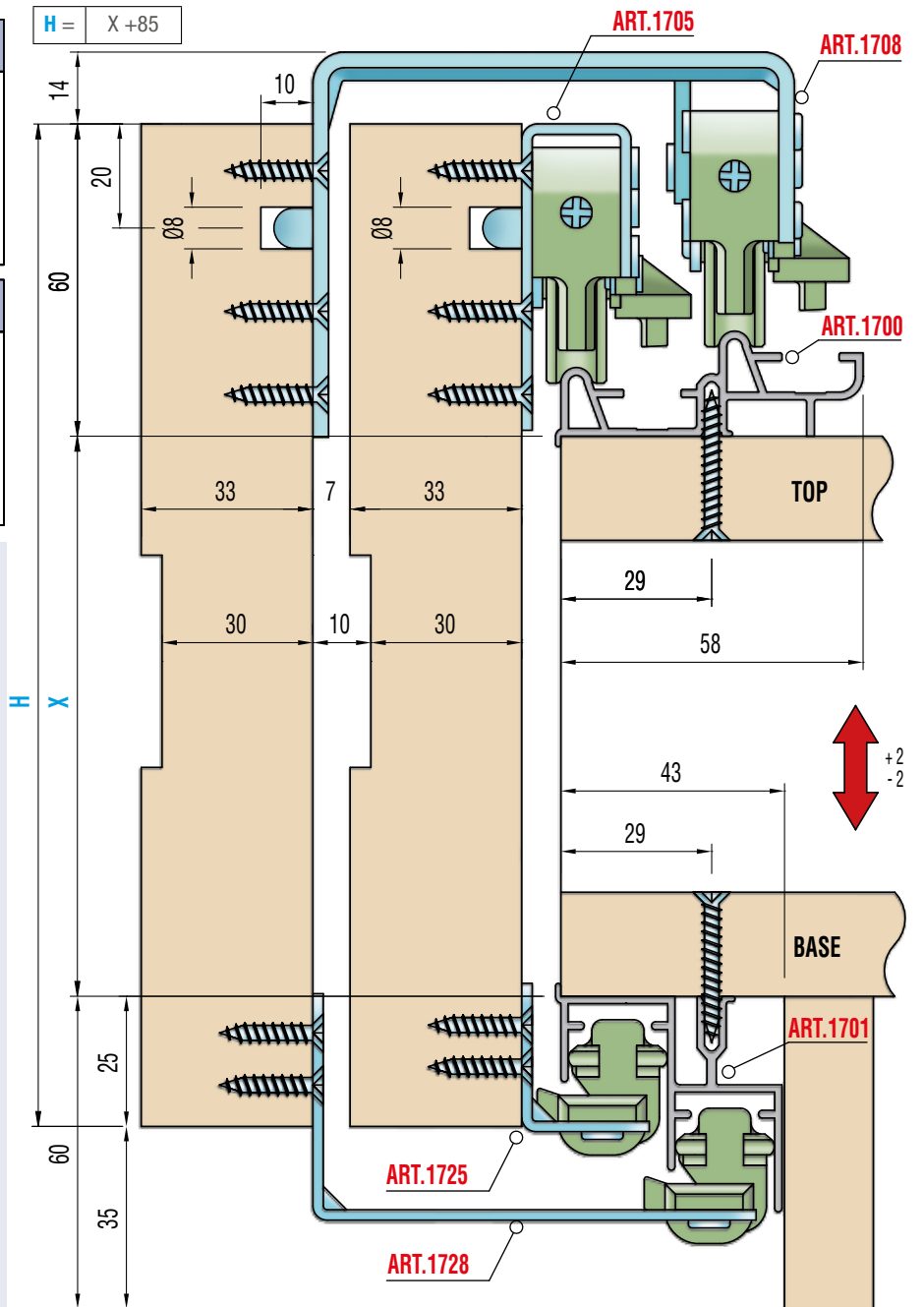


Legenda KIT / Kit Legend

1705	Carrello superiore per anta interna <i>Upper truck for inner door</i>
1708	Carrello superiore per anta esterna <i>Upper truck for outer door</i>
1725	Guida inferiore per anta interna <i>Lower guide for inner door</i>
1728	Guida inferiore per anta esterna <i>Lower guide for outer door</i>
1710	Fermo ammortizzato superiore <i>Soft closing upper stopper</i>
1711	Antisaltellamento inferiore <i>Soft closing lower stopper</i>

Legenda altri componenti Legend other items

1700		Profilo alluminio superiore <i>Upper aluminium profile</i>
1701		Profilo alluminio inferiore <i>Lower aluminium profile</i>
1702		Profilo alluminio superiore con alzatina 60mm <i>Upper aluminium profile with rise 60mm</i>



Schema Foratura ante / Doors drilling

N = SORMONTO SPALLA MOBILE / WARDROBE SIDE OVERLAP

